

Current Member Initial Report

Overview: Current ISEE members were surveyed from 05/16/16 - 05/30/2016. The survey was sent out to 521 members. Of those, 196 members started the survey and 171 members finished the survey for a complete response rate of 34%. Respondents were from 34 different countries although 50% were from the United States of America. Information has been aggregated where possible and potentially identifying information has been removed.

1. What is your primary occupational affiliation?

| | Response | % |
|--|----------|-----|
| Postdoctoral Student/Fellow | 16 | 9% |
| Faculty at academic or research institution | 122 | 69% |
| Non-faculty at academic or research institution | 5 | 3% |
| Employee with a governmental agency | 17 | 10% |
| Employee in private industry | 3 | 2% |
| Employee in non-governmental agency or non-profit organization | 5 | 3% |
| Other | 9 | 5% |
| Retired (n=6) | | |
| Physician | | |
| Community researcher | | |
| Research collaborator in academic Institution | | |

2. Do you participate in any of these ISEE chapters?

| | Response | % |
|---------------------------------|----------|-----|
| Europe | 26 | 15% |
| Latin America and the Caribbean | 15 | 9% |
| Eastern Mediterranean | 0 | 0% |
| Asia | 13 | 8% |
| None | 119 | 69% |

4. Have you accessed your member account in the new online membership system and ensured your account information is current and complete?

| | Response | % |
|-----|----------|-----|
| Yes | 103 | 58% |
| No | 74 | 42% |

6. If you didn't access your membership page, why not? [select all that apply]

| | Response | % |
|--|----------|-----|
| I do not know how to access my online membership account | 22 | 32% |
| I do not know how to request my user name and password | 6 | 9% |
| I plan on accessing my online membership account when I register for the annual conference | 16 | 23% |
| I do not think it is important for me to update my online membership account | 8 | 12% |
| Other (please specify) | 18 | 26% |
| Did not find the system easy to use and no instructions available | | |
| Not a priority given other things going on | | |
| Did not know I needed to do this | | |

7. What was the first year that you became a member of ISEE?

| Statistic | Value |
|--------------------|-------|
| Mean | 5.1 |
| Standard Deviation | 3.5 |
| Total Responses | 163 |

8. Do you renew your membership every year?

| | | |
|-----|-----|-----|
| Yes | 150 | 86% |
| No | 23 | 14% |

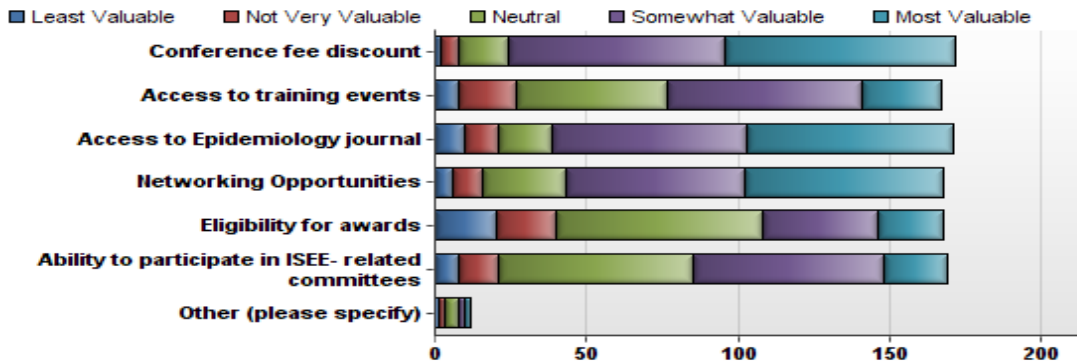
9. If you do not renew your membership every year, why not?

| | Response | % |
|---|----------|-----|
| I only renew my membership when participating in the conference | 12 | 57% |
| I forget to renew my membership | 4 | 19% |
| Other (please specify) | 5 | 24% |
| Wasn't active but am trying to be more consistent now | | |
| Have limited funds and had to select between conferences | | |

11. Do you plan to maintain your membership in the future?

| | Response | % |
|---|----------|-----|
| Yes | 156 | 91% |
| No | 0 | 0% |
| Only when I plan on attending the annual conference | 14 | 8% |
| Do not know | 2 | 1% |

12. Please rate the value of each aspect of ISEE membership listed below.



13. Are you aware that ISEE's bylaws were recently changed so that your membership renewal is due on the day you joined the organization?

| | Response | % |
|-----|----------|-----|
| Yes | 56 | 32% |
| No | 117 | 68% |

14. Would you like to have a leadership role within ISEE by being a member of a committee?

| | Response | % |
|-----|----------|-----|
| Yes | 86 | 51% |
| No | 84 | 49% |

15. If you would like a leadership role, which of the following committees would you be interested in joining and why?:



| |
|--|
| Why it is important to be on Membership Committee: |
| To recruit more members from Africa and other regions with low representation |
| Expand membership to other non-traditional disciplines that work with environmental data |
| Important to attract new members and maintain current members |
| Why it is important to be on the Communications Committee: |
| Sharing experiences among scientific communities |
| Why it is important to be on the Ethics and Philosophy Committee (explain) |
| There are a lot of ethical issues for environmental epidemiologists in Africa and other low income regions. |
| To learn more about ethics in the daily life of environmental epidemiologists and how it guides their actions |
| Ethics should be a founding principle in epidemiology and how it is used to promote public health. |
| Helps train members of IRB boards and make them aware of the implications of research. |
| Why it is important to be on the Capacity Building Committee (explain) |
| This is an unmet need throughout the years. When met, it is particularly rewarding. |
| Bridging the gap between researchers in developing and developed countries around topics of mutual relevance to supplement training and mentoring in the discipline. |
| Why it is important to be on the Student and New Researcher Network Committee (explain) |
| To help 'coach' new researchers and future researchers. |
| I have a number of trainees who have had issues with this committee and I would like to help out. |
| I have participated in some activities in the past and would like to pay it forward. |
| Why it is important to be on the Awards Committee (explain) |
| To support the R. James Baker Award |
| I am on this committee in SER and find it rewarding. |
| Why it is important to be on the Policy Committee (explain) |
| Maintain the legacy of scientists like David Bates and Tony McMichaels who work at the interface of science and policy |
| I have participated in policy communications for other professional societies and find it rewarding. |
| What other committees do you think ISEE could use (explain) |
| Data Committee – to bring together researchers with data with those that need data on an International scale. |
| Journal Committee- to be involved with tasks related to the journal |

16. What additional benefits or activities could ISEE offer you that would make membership more valuable? Please be as specific as possible. Text Response

| |
|---|
| Make all conference talks available via live stream or via webinars to share information broadly |
| More society policy statements (like APHA does) to specifically address environmental health challenges |
| Make Epidemiology journal online and easier from website; insure that paper copies are securely delivered |
| Create a "contact us" button and respond quickly to queries. |
| More job opportunities and links to job exchange boards |
| Reevaluate membership fee structure. (It is easier to get funding for conference attendance but harder to get funding to cover membership dues; create fund to sponsor memberships; discount for community members) |
| Prioritize early/mid-career researchers on committees to promote succession planning and career development |
| Create sessions where future work is briefly presented with goal of identifying collaborators ("Speed Dating"); especially for large Center grants |
| More interaction between members - newsletters, website, highlighting recent work, etc. |
| Increase networking opportunities during the annual conference. |
| Discounts on Epidemiology text books or other environmental epidemiological journals |
| Further training and networking for working with stakeholders outside the health field |
| Online training material (e.g. courses, teaching materials, seminars, etc) |
| Communicate travel award announcements as early as possible |
| More events in between the annual conference |
| Open up discussion online for ISEE policy statements |
| Have joint conferences/meeting with other societies such as SER, ISES, IJPC, and IEA |
| Publicize the ISEE African Chapter and increase activity of all regional chapters |
| Highlight environmental health research from each ISEE member country. |
| Have a North American conference every one or two years geared more at students and junior faculty. |
| -Have links to current funding opportunities |
| More opportunity for sharing teaching, mentorship, and career development (like SER) |
| Training program or exchange program that offers opportunities to host students for internships and research experiences to further augment international collaborations and training. |
| Form joint research team internationally and publish policy documents related to environmental/public health |
| Create a "members only" part of the website that makes it easier to find active members and research expertise. |

17. Which recent ISEE annual conferences have you attended?

| | Response | % |
|--------------------------------------|----------|-----|
| None | 22 | 13% |
| Sao Paulo, Brazil (2015) | 61 | 37% |
| Seattle, Washington, USA (2014) | 93 | 56% |
| Basel, Switzerland (2013) | 80 | 48% |
| Colombia, South Carolina, USA (2012) | 60 | 36% |
| Barcelona, Spain (2011) | 78 | 47% |

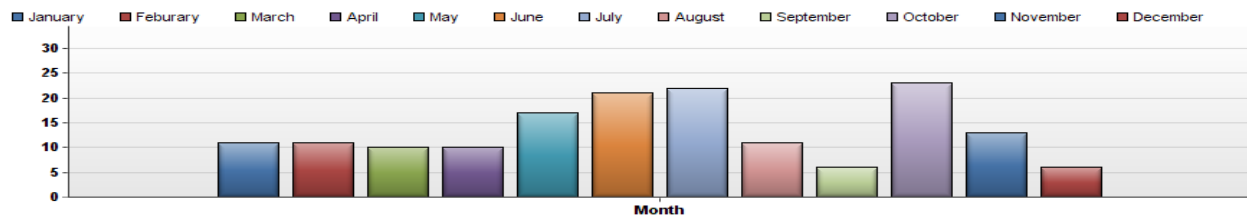
18. If you answered "None" to question 16, please let us know your reasons for never attending the annual conference (tick all that apply).

| | Response | % |
|---|----------|-----|
| Too expensive | 5 | 24% |
| Attend other society conferences for professional epidemiological development | 6 | 29% |
| Do not believe it would benefit my career | 0 | 0% |
| Not a priority for me | 1 | 5% |
| Always conflicts with academic schedule and/or work commitments | 11 | 52% |
| Other | 3 | 14% |

19. The annual conference always takes place in late August/early September. Would you prefer that it occurred at a different time of the year?

| | Response | % |
|------------|----------|-----|
| Yes | 52 | 30% |
| No | 78 | 46% |
| No Opinion | 41 | 24% |

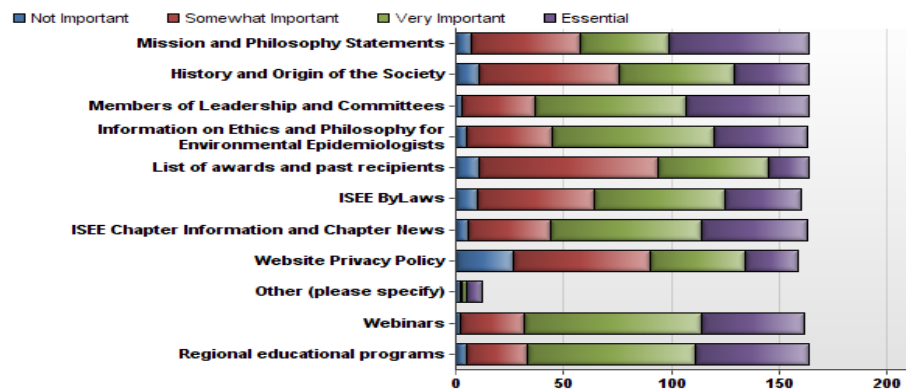
20. If yes, when would you prefer the annual conference be held? (please choose all months that apply)



21. Why do you currently access the ISEE website? (select all that apply)

| | Response | % |
|--|----------|-----|
| Twitter feed for ISEE members | 4 | 3% |
| Blog postings without ability to comment | 2 | 1% |
| Blog posting with ability to comment | 1 | 1% |
| Announcements | 75 | 49% |
| Job postings | 19 | 12% |
| Information on annual meetings | 136 | 88% |
| Links to member abstracts | 35 | 23% |
| Other (please specify) | 5 | 3% |
| Access policies and documents | | |
| To get to the journal Epidemiology | | |

22. The ISEE plans to develop a new website. Please rate the value of the following website features.



| Other reasons to access the website: (please specify) |
|--|
| Membership Directory |
| Information or link to the annual conference |
| Student/New Researcher information |
| Job/training opportunities or research funding opportunities |
| ISEE policy statements |
| Collaboration/networks |
| Major news/events that impact Environmental Epidemiology including obituary important of members |