

Current Member Initial Report

Overview: Current ISEE members were surveyed from 05/16/16 - 05/30/2016. The survey was sent out to 521 members. Of those, 196 members started the survey and 171 members finished the survey for a complete response rate of 34%. Respondents were from 34 different countries although 50% were from the United States of America. Information has been aggregated where possible and potentially identifying information has been removed.

1. What is your primary occupational affiliation?

	Response	%
Postdoctoral Student/Fellow	16	9%
Faculty at academic or research institution	122	69%
Non-faculty at academic or research institution	5	3%
Employee with a governmental agency	17	10%
Employee in private industry	3	2%
Employee in non-governmental agency or non-profit organization	5	3%
Other	9	5%
Retired (n=6)		
Physician		
Community researcher		
Research collaborator in academic Institution		

2. Do you participate in any of these ISEE chapters?

	Response	%
Europe	26	15%
Latin America and the Caribbean	15	9%
Eastern Mediterranean	0	0%
Asia	13	8%
None	119	69%

4. Have you accessed your member account in the new online membership system and ensured your account information is current and complete?

	Response	%
Yes	103	58%
No	74	42%

6. If you didn't access your membership page, why not? [select all that apply]

	Response	%
I do not know how to access my online membership account	22	32%
I do not know how to request my user name and password	6	9%
I plan on accessing my online membership account when I register for the annual conference	16	23%
I do not think it is important for me to update my online membership account	8	12%
Other (please specify)	18	26%
Did not find the system easy to use and no instructions available		
Not a priority given other things going on		
Did not know I needed to do this		

7. What was the first year that you became a member of ISEE?

Statistic	Value
Mean	5.1
Standard Deviation	3.5
Total Responses	163

8. Do you renew your membership every year?

Yes	150	86%
No	23	14%

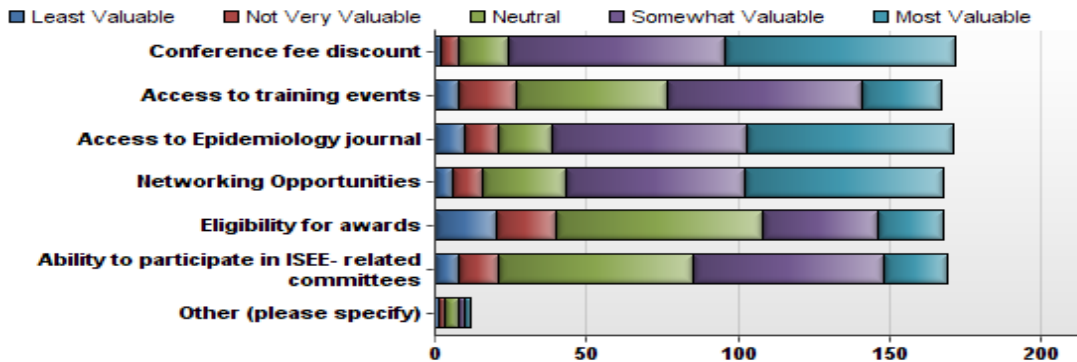
9. If you do not renew your membership every year, why not?

	Response	%
I only renew my membership when participating in the conference	12	57%
I forget to renew my membership	4	19%
Other (please specify)	5	24%
Wasn't active but am trying to be more consistent now		
Have limited funds and had to select between conferences		

11. Do you plan to maintain your membership in the future?

	Response	%
Yes	156	91%
No	0	0%
Only when I plan on attending the annual conference	14	8%
Do not know	2	1%

12. Please rate the value of each aspect of ISEE membership listed below.



13. Are you aware that ISEE's bylaws were recently changed so that your membership renewal is due on the day you joined the organization?

	Response	%
Yes	56	32%
No	117	68%

14. Would you like to have a leadership role within ISEE by being a member of a committee?

	Response	%
Yes	86	51%
No	84	49%

15. If you would like a leadership role, which of the following committees would you be interested in joining and why?:



Why it is important to be on Membership Committee:
To recruit more members from Africa and other regions with low representation
Expand membership to other non-traditional disciplines that work with environmental data
Important to attract new members and maintain current members
Why it is important to be on the Communications Committee:
Sharing experiences among scientific communities
Why it is important to be on the Ethics and Philosophy Committee (explain)
There are a lot of ethical issues for environmental epidemiologists in Africa and other low income regions.
To learn more about ethics in the daily life of environmental epidemiologists and how it guides their actions
Ethics should be a founding principle in epidemiology and how it is used to promote public health.
Helps train members of IRB boards and make them aware of the implications of research.
Why it is important to be on the Capacity Building Committee (explain)
This is an unmet need throughout the years. When met, it is particularly rewarding.
Bridging the gap between researchers in developing and developed countries around topics of mutual relevance to supplement training and mentoring in the discipline.
Why it is important to be on the Student and New Researcher Network Committee (explain)
To help 'coach' new researchers and future researchers.
I have a number of trainees who have had issues with this committee and I would like to help out.
I have participated in some activities in the past and would like to pay it forward.
Why it is important to be on the Awards Committee (explain)
To support the R. James Baker Award
I am on this committee in SER and find it rewarding.
Why it is important to be on the Policy Committee (explain)
Maintain the legacy of scientists like David Bates and Tony McMichaels who work at the interface of science and policy
I have participated in policy communications for other professional societies and find it rewarding.
What other committees do you think ISEE could use (explain)
Data Committee – to bring together researchers with data with those that need data on an International scale.
Journal Committee- to be involved with tasks related to the journal

16. What additional benefits or activities could ISEE offer you that would make membership more valuable? Please be as specific as possible. Text Response

Make all conference talks available via live stream or via webinars to share information broadly
More society policy statements (like APHA does) to specifically address environmental health challenges
Make Epidemiology journal online and easier from website; insure that paper copies are securely delivered
Create a "contact us" button and respond quickly to queries.
More job opportunities and links to job exchange boards
Reevaluate membership fee structure. (It is easier to get funding for conference attendance but harder to get funding to cover membership dues; create fund to sponsor memberships; discount for community members)
Prioritize early/mid-career researchers on committees to promote succession planning and career development
Create sessions where future work is briefly presented with goal of identifying collaborators ("Speed Dating"); especially for large Center grants
More interaction between members - newsletters, website, highlighting recent work, etc.
Increase networking opportunities during the annual conference.
Discounts on Epidemiology text books or other environmental epidemiological journals
Further training and networking for working with stakeholders outside the health field
Online training material (e.g. courses, teaching materials, seminars, etc)
Communicate travel award announcements as early as possible
More events in between the annual conference
Open up discussion online for ISEE policy statements
Have joint conferences/meeting with other societies such as SER, ISES, IJPC, and IEA
Publicize the ISEE African Chapter and increase activity of all regional chapters
Highlight environmental health research from each ISEE member country.
Have a North American conference every one or two years geared more at students and junior faculty.
-Have links to current funding opportunities
More opportunity for sharing teaching, mentorship, and career development (like SER)
Training program or exchange program that offers opportunities to host students for internships and research experiences to further augment international collaborations and training.
Form joint research team internationally and publish policy documents related to environmental/public health
Create a "members only" part of the website that makes it easier to find active members and research expertise.

17. Which recent ISEE annual conferences have you attended?

	Response	%
None	22	13%
Sao Paolo, Brazil (2015)	61	37%
Seattle, Washington, USA (2014)	93	56%
Basel, Switzerland (2013)	80	48%
Colombia, South Carolina, USA (2012)	60	36%
Barcelona, Spain (2011)	78	47%

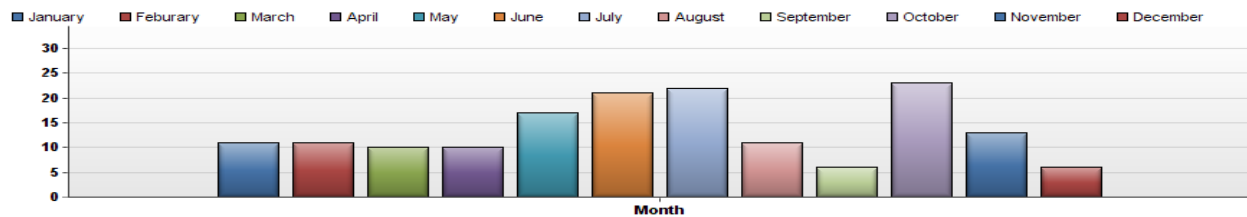
18. If you answered "None" to question 16, please let us know your reasons for never attending the annual conference (tick all that apply).

	Response	%
Too expensive	5	24%
Attend other society conferences for professional epidemiological development	6	29%
Do not believe it would benefit my career	0	0%
Not a priority for me	1	5%
Always conflicts with academic schedule and/or work commitments	11	52%
Other	3	14%

19. The annual conference always takes place in late August/early September. Would you prefer that it occurred at a different time of the year?

	Response	%
Yes	52	30%
No	78	46%
No Opinion	41	24%

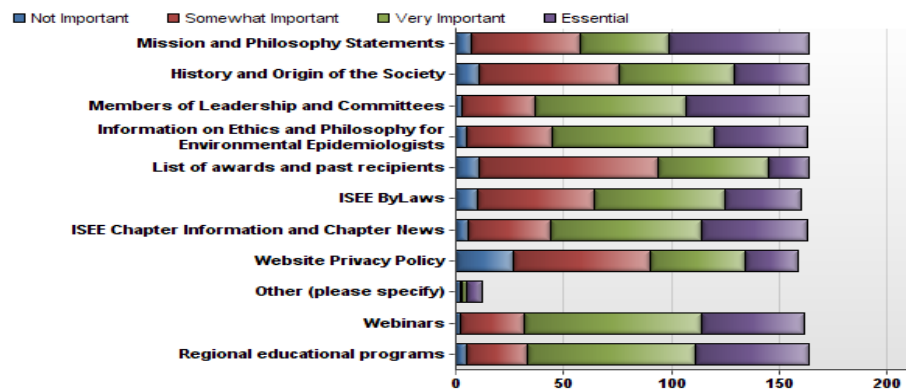
20. If yes, when would you prefer the annual conference be held? (please choose all months that apply)



21. Why do you currently access the ISEE website? (select all that apply)

	Response	%
Twitter feed for ISEE members	4	3%
Blog postings without ability to comment	2	1%
Blog posting with ability to comment	1	1%
Announcements	75	49%
Job postings	19	12%
Information on annual meetings	136	88%
Links to member abstracts	35	23%
Other (please specify)	5	3%
Access policies and documents		
To get to the journal Epidemiology		

22. The ISEE plans to develop a new website. Please rate the value of the following website features.



Other reasons to access the website: (please specify)
Membership Directory
Information or link to the annual conference
Student/New Researcher information
Job/training opportunities or research funding opportunities
ISEE policy statements
Collaboration/networks
Major news/events that impact Environmental Epidemiology including obituary important of members

Student/New Researcher Initial Report

Overview: A survey was sent to all current members identified as student/new researchers in May 2016. Of the 83 surveys sent, we received data from 29 individuals. The response rate was 35%. Of those, the majority were students (62%) with the rest identifying as postdocs (21%), governmental agency employee (10%), faculty (3%), or NGO worker (3%). We had people from 9 different countries respond although most were from the United States of American (62%). Information has been aggregated where possible and any potentially identifying information has been removed from this report.

2. Do you participate in any of these ISEE chapters?

	Response	%
Europe	3	11%
Latin America and the Caribbean	2	7%
Asia	1	4%
None	22	79%

4. Have you accessed your member account in the new online membership system and ensured your account information is current and complete?

	Response	%
Yes	20	69%
No	9	31%

6. If you did not access your membership data, why not? [select all that apply]

	Response	%
I do not know how to access my online membership account	2	22%
I plan on accessing my online membership account when I register for the annual conference	5	56%
Don't know why it is important or forget	2	22%

7. What was the first year that you became a member of ISEE?

Years of membership	Year joined	Response	%
1	2016	7	24%
2	2015	8	28%
3	2014	3	10%
4	2013	1	3%
5	2012	3	10%
6	2011	1	3%
7	2010	3	10%
8	2009	1	3%
9	2008	1	3%
13	2004	1	3%
<i>Total</i>		29	100%

8. Do you renew your membership every year?

	Response	%
Yes	22	79%
No	6	21%

9. If you do not renew your membership annually, why not?

	Response	%
I only renew my membership when participating in the conference	2	33%
Very new member and haven't had to renew yet	2	30%
Cost	1	20%
I forget to renew my membership	1	17%

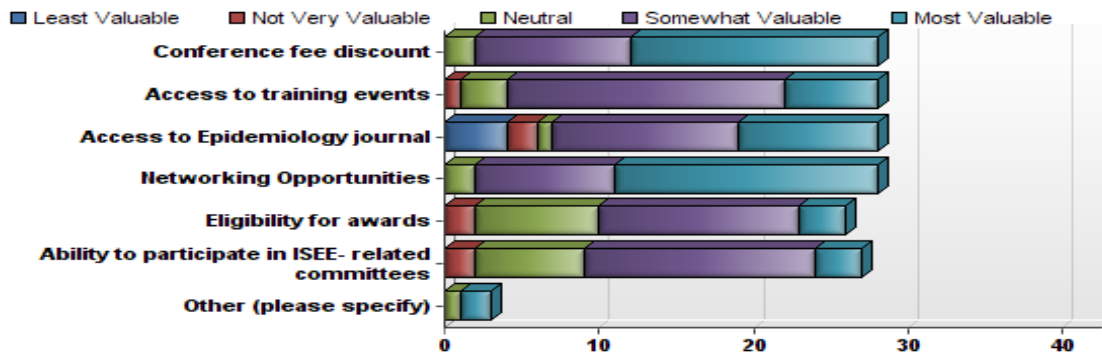
10. What type of ISEE membership do you have?

	Response	%
Standard membership	3	11%
Developing country membership	1	4%
Student one-year membership	24	86%
<i>Total</i>	<i>28</i>	<i>100%</i>

11. Do you plan to maintain your membership in the future?

	Response	%
Yes	21	75%
No	0	0%
Only when I plan on attending the annual conference	4	14%
Depends on work/future career	3	11%
<i>Total</i>	<i>28</i>	<i>100%</i>

12. Please rate the value of each aspect of ISEE membership listed below.



13. Are you aware that ISEE's bylaws were recently changed so that your membership renewal is due on the day you joined the organization?

	Response	%
Yes	7	25%
No	21	75%

14. Would you like to have a leadership role within ISEE by being a member of a committee?

	Response	%
Yes	13	50%
No	13	50%

15. If yes, please let us know which of the following committees you would be interested in joining:



16. What additional benefits or activities could ISEE offer you that would make membership more valuable?

Please be as specific as possible.

More training opportunities with scholarships especially for members in developing nations.
More opportunities to connect with other Environmental Epidemiology groups or other EE meetings (more joint society meetings).
Develop a US Chapter to create more regional activities
Improved communication between SNR researchers and travel awards for annual conference (e.g. email communication and make information easier to find on website)
Increase opportunities for mentorship with more senior members
Allow all students who are interested to join the SNRC regardless of country affiliation. Or, if goal is to have geographical distribution of SNRC members change the bylaws so this becomes an elected leadership position.
More help and advice for finding academic and non-academic jobs in the field
Create a regular webinar series on emerging issues, methods, research.

17. Which recent ISEE annual conferences have you attended?

	Response	%
None	11	41%
Sao Paolo, Brazil (2015)	12	44%
Seattle, Washington, USA (2014)	10	37%
Basel, Switzerland (2013)	8	30%
Colombia, South Carolina, USA (2012)	7	26%
Barcelona, Spain (2011)	7	26%

18. If you answered "None" to question 16, please let us know your reasons for never attending the annual conference (tick all that apply).

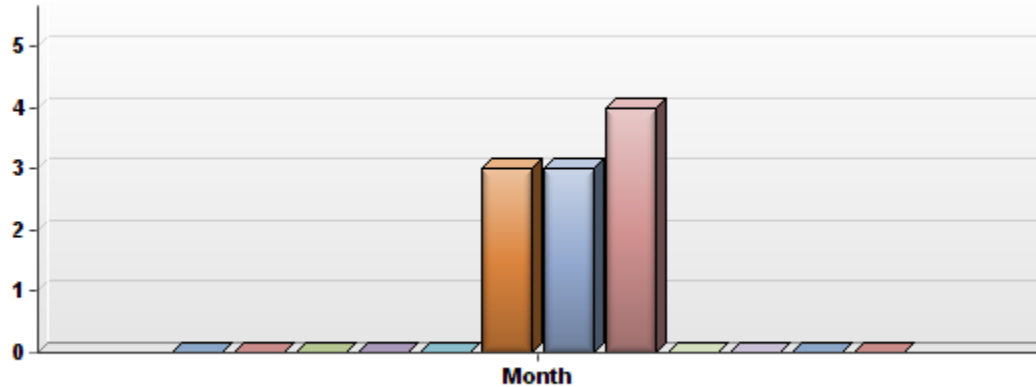
	Response	%
Too expensive	6	55%
Only recently joined and not ready to present or just heard about the conference	5	45%
Not a priority for me	1	9%
Always conflicts with academic schedule and/or work commitments	1	9%

19. The annual conference always takes place in late August/early September. Would you prefer that it occurred at a different time of the year?

	Response	%
Yes	5	19%
No	13	48%
No Opinion	9	33%

20. If yes, when would you prefer the annual conference be held? (please choose all months that apply)


January February March April May June July August September
 October November December



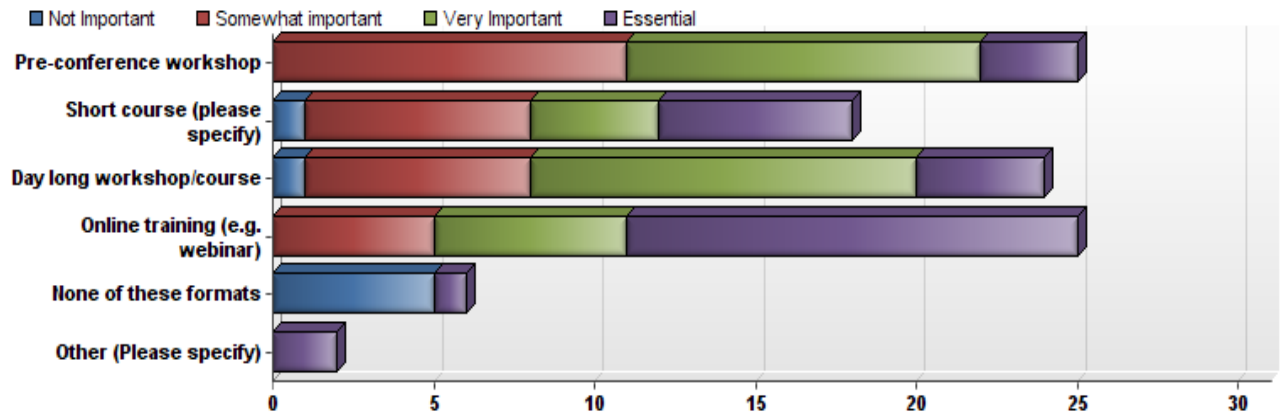
21. Why do you currently access the ISEE website? (select all that apply)

	Response	%
Information on annual meetings	22	85%
Announcements	12	46%
Job postings	10	38%
Links to member abstracts	6	23%
Twitter feed for ISEE members	1	4%
Blog postings without ability to comment	1	4%
Blog posting with ability to comment	1	4%

22. The ISEE plans to develop a new website. Please rate the value of the following website features.



23. What type of training events do you find most beneficial?



24. How do you pay for the training events? (Check all that apply)

	Response	%
Self-funded research/studentship fund	12	50%
Only participate in free events	10	42%
Award/grant	8	33%
Institution paid	7	29%
Non-work funds	4	17%
Only if I receive grant or fellowship to attend	1	4%

25. What was the topic(s) of a training event that you found very beneficial for your professional development as an environmental epidemiologist?

Gene-environment interactions
New biostatistical methods for analyzing different study designs and mixtures
Skill development for publishing manuscripts and editors discussing what they look for in a manuscript
Grant writing workshop for NIH and tips for submitting grants (geared towards SNR stage)
Workshop on how to be a good reviewer
Workshop for developing communication skills
R for environmental epidemiology
Workshops for exposure assessment using GIS/spatial techniques
Workshops for using DAGs, mediation analysis, multilevel modeling

26. Which topics/fields would you like to see covered in the future ISEE training events?

Grant writing workshop-including how to apply and tips for success focusing on awards for predoctoral students and early postdoctoral stage (NIH and EPA)
New biostatistical methods for analyzing different study designs
Sessions on climate change, heat vulnerability, air quality
Survey and other data collection tool design and use in uniquely challenging environmental settings
Methods for assessing causal inference
Workshop on applying for jobs and career advancement
Methods in biostatistics, causal inference
Workshops for exposure assessment using GIS
Any advanced statistical methods topics, or software training courses (e.g R, Stata, Web communication software, Tabulate, etc.)

27. What are the main barriers to you attending training events? Please rank in order of importance (1 = most important)

	1 (Most Impt)	2	3	4	5	6 (Least Impt)
Cost	14	4	2	1	0	0
Location	6	9	6	0	0	0
Lack of institutional support	0	4	7	7	3	0
Time factors	1	3	5	11	1	0
Family/caring commitments	0	1	1	2	17	0

28. Please specify the affordable cost of a short-term (1-2 days) training event:

	Response	%
Less than 50 euros	9	36%
50-100 euros (55 – 115 US dollars)	7	28%
100-200 euros (115 – 230 US dollars)	7	28%
If meals/housing included cost can be higher; if meals/housing not included cost should be <50 euros	2	8%

29. Which topics would you like for the next SNRN webinar? (Please check all that apply)

	Response	%
Multipollutant modelling	16	64%
Mediation analysis (pathway analysis)	14	56%
High dimensional data in environmental epidemiology (omics)	13	52%
Writing your first project proposal	10	40%
Climate change: emerging research topics	10	40%
Bridging the gap between environmental research and policy	10	40%
Advanced Geographical Information System	9	36%
Geographical Information System (GIS) basics	9	36%
Non-academic careers and preparation	8	32%
<i>Additional topics suggested:</i>		
<i>Statistical methods for longitudinal data or maybe mediation analysis using STATA</i>		
<i>How to incorporate citizen science into epidemiological data</i>		
<i>Visual presentation of epidemiological data</i>		

30. How would you prefer to hear about training events? (Please check all that apply)

	Response	%
Website	14	56%
Email	24	96%
Conference	8	32%
Supervisor/mentor	5	20%

31. Are you aware of the ISEE Chapter information websites?

	Response	%
Yes	7	28%
No	18	72%

32. Are you aware of the following ISEE educational pages offering training/resource information? These pages are constantly under development and are updated regularly.

	Yes	No
ISEE Europe Education page (work in progress, http://www.isee-europe.com/education.html)	3	22
ISEE Europe Research page (work in progress, http://www.isee-europe.com/research.html)	3	22
Other ISEE websites	3	21

33. Have you ever used one of these websites when searching for information?

	Response	%
Yes	2	8%
No	23	92%

34. If you have used one of these websites when searching for information, did you find it useful?

	Response	%
Yes	1	100%
No	0	0%

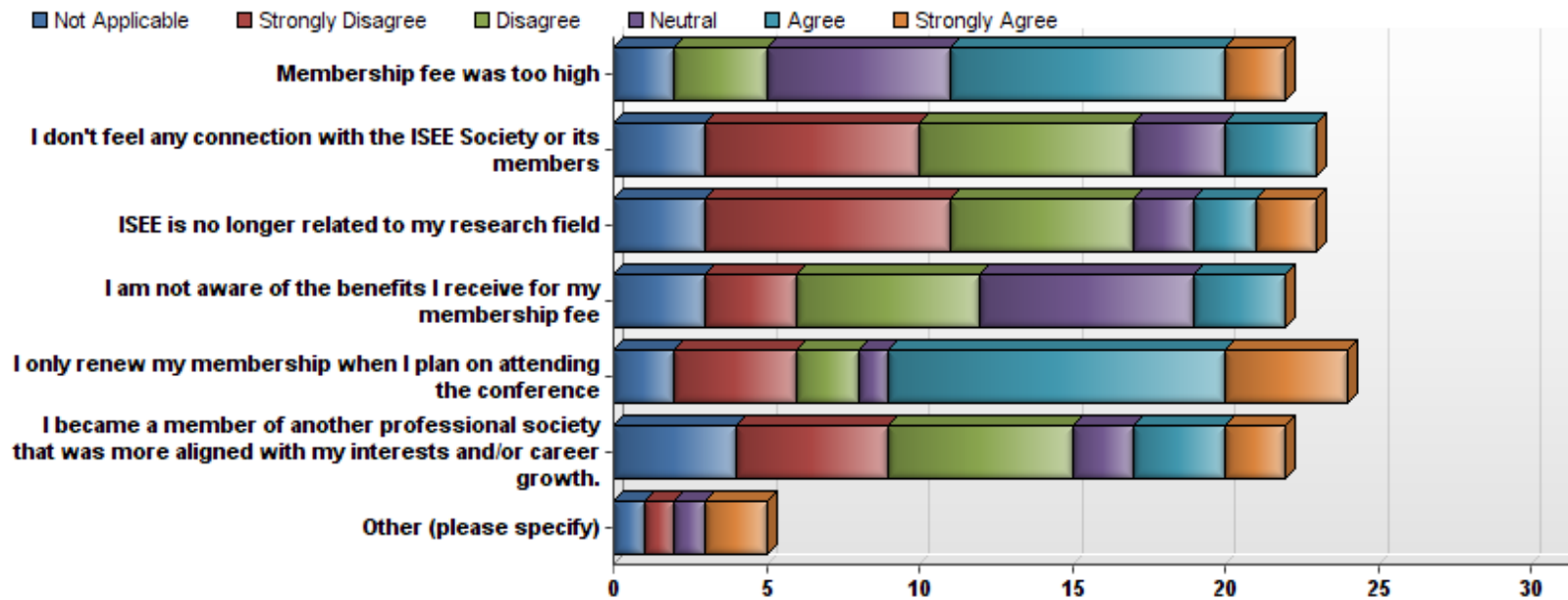
35. Do you have any other comments or suggestions regarding training opportunities for students and new researchers?

Create a job portal that supports career development and contains all the resources you need to describe the process (how to search for a job, how to network, how to write a CV, how to write a cover letter, tips on interviewing for jobs) as well as a link to job opportunities (academic and non-academic)
Create material for how to write grants for different institutions that are appropriate for young researchers (how to find grants, tips on writing successful grants, etc)
“Pick a Postdoc” – create a networking event or website that targets new PhDs with people looking for postdocs
Re-evaluate the student awards at the annual conference. Currently, students who are selected for an oral presentation are ineligible to compete in the new researcher abstract award and ineligible to participate in the student poster award (unless they also make a poster but we are all very crunched for time). I think it would be great to create a student oral award or somehow include in one of the existing categories.

Past Member Initial Report

Overview: Past members of ISEE who have not renewed their membership for at least three years surveyed from 05/16/16 - 05/30/2016. The survey was sent out to 221 members. Of those, 28 members started the survey and 24 members finished the survey for a complete response rate of 11%. Information has been aggregated where possible and potentially identifying information has been removed.

1. We would like to know why you have chosen to let your ISEE membership lapse. Please let us know if the following reasons contributed to your choice to not renew your membership:



Other reasons

Nearing retirement or retired

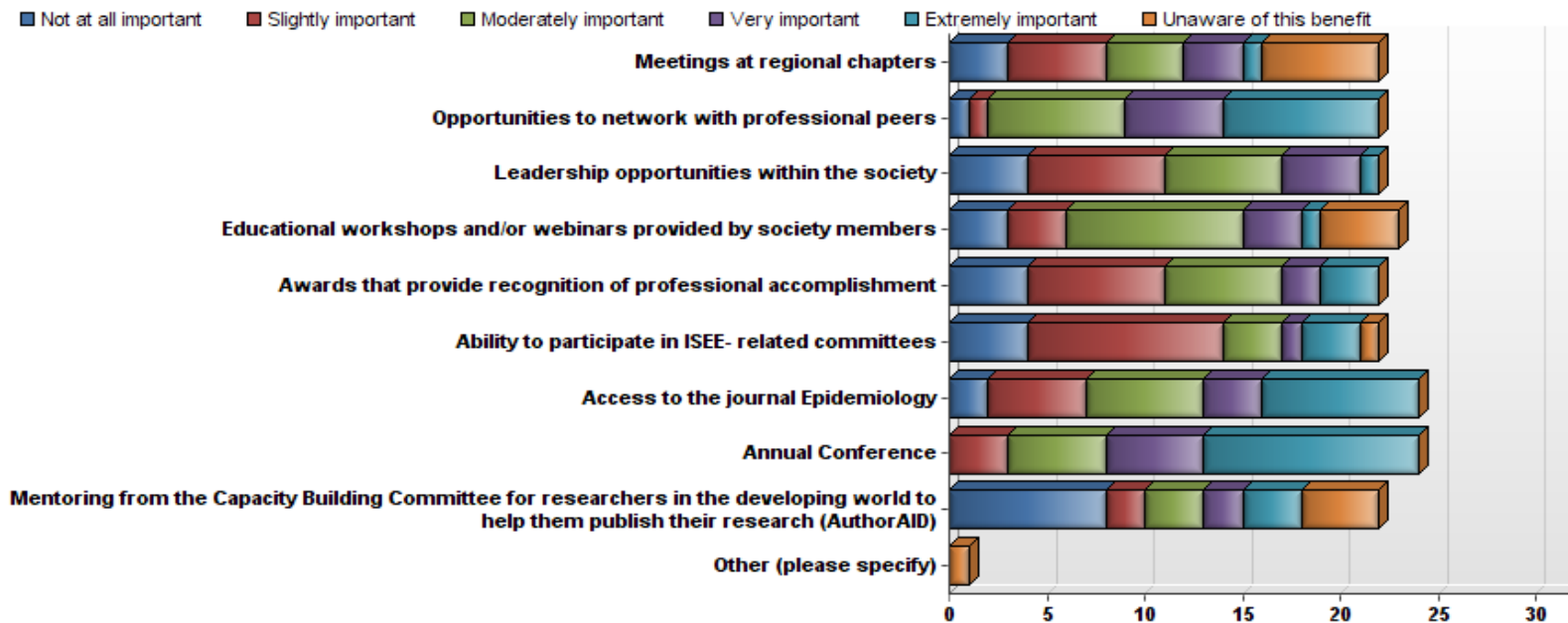
I can access Epidemiology through the library.

I am opposed to the political stance of ISEE

2. Could you please let us know what ISEE could do that would bring about your membership renewal?

Have plenary speakers be more sensitive to diverging socio-political points of view.
Reduce financial barriers of membership and conference / edit fee structures for different membership categories
Organize more regional conferences
Make membership automatically included in conference attendance, not a separable fee, so that it can be paid with conference registration for government attendees.
Diversify the topics for instance include more occupational health epidemiology

. What membership benefits were the most valuable to you?



4. The annual conference almost always takes place in late August/early September. Did the timing of the annual conference influence your decision to not renew your membership?

Answer	Response	%
Yes	5	22%
No	14	61%
No opinion	4	17%